

April 2022

Monthly Operations Report



Table of Contents

1.0	Volumes and Lane Usage	3
2.0	Revenues	5
3.0	Operational Incidents, Issues, and Closures	5
4.0	Mean Time Between Failure (MTBF) and Mean Time to repair (MTTR)	8

TABLES

Table 1 – Monthly Traffic Summaries	4
Table 2 – Managed Lanes Closures to Date	7
Table 3 – ETCS Issues per CA Schedule 6 Appendix 6-2	7
Table 4 - Status of Noncompliance Categories	7
Table 5 – Mean Time Between Failure & Mean Time To Repair	8

FIGURES

Figure 1 – Monthly Traffic Distribution	4
Figure 2 – Daily Traffic Counts	5

INTRODUCTION

Pursuant to Schedule 6, Section 1.8.2(a) of the Concession Agreement, Plenary Roads Denver (“PRD”) is required to submit a monthly report covering all essential statistics related to the Managed Lanes. The following data covers the month of April 2022. Operationally, April was a positive month. Several routine maintenance tasks were completed, there were minimal incidents to maintained elements, and traffic volumes were consistent with expectations.

1.0 VOLUMES AND LANE USAGE

Over the last several months as more commuters use the transponders for either ExpressToll™ (AVI) or HOV travel, License Plate (LPT) transactions have consistently decreased as a percentage of total traffic volume. The total monthly gantry traffic volume for April 2022 in the I-25 Central and US 36 Managed Lanes was 193,667 and 1,004,712, respectively.

The table below provides the monthly summary for each Managed Lanes roadway, along with a detailed breakdown of weekday volumes. For reference, the AM Peak Period is considered to be weekdays from 6:45 am – 8:45 am. The PM Peak Period is considered to be, weekdays, from 4:15pm – 5:45pm. It should be noted, that the I-25 Managed Lane traffic reflects traffic counts from a single gantry and US 36 Managed Lane counts reflect fourteen gantries, seven gantries in each direction. Therefore, US 36 data will indicate far greater traffic counts that are not comparative to those of I-25.

The following charts depict the distribution of traffic by type (Figure 1) and the daily traffic counts (Figure 2) and for the month.

Traffic Summary (US 36)						
	AVI	LPT	HOV	Non-Rev & Hybrid	Total	Hybrid
Total Monthly Traffic	509,844	320,983	168,043	5,842	1,004,712	-
Maximum Weekday Traffic	25,320	16,161	7,281	332	48,298	-
Average Weekday Traffic	21,040	12,785	5,584	246	39,655	-
Average Hourly AM Peak Traffic	2,524	1,380	568	27	4,499	N/A
Average Hourly PM Peak Traffic	3,273	1,971	757	19	6,020	N/A

Traffic Summary (I-25C)						
	AVI	LPT	HOV	Non-Rev & Hybrid	Total	Hybrid
Total Monthly Traffic	40,575	121,560	29,987	1,545	193,667	-
Maximum Weekday Traffic	2,979	6,995	1,668	104	10,843	-
Average Weekday Traffic	1,863	5,408	1,326	69	8,597	-
Average Hourly AM Peak Traffic	240	835	204	5	1,279	N/A
Average Hourly PM Peak Traffic	265	617	156	8	1,038	N/A

Table 1 – Monthly Traffic Summaries

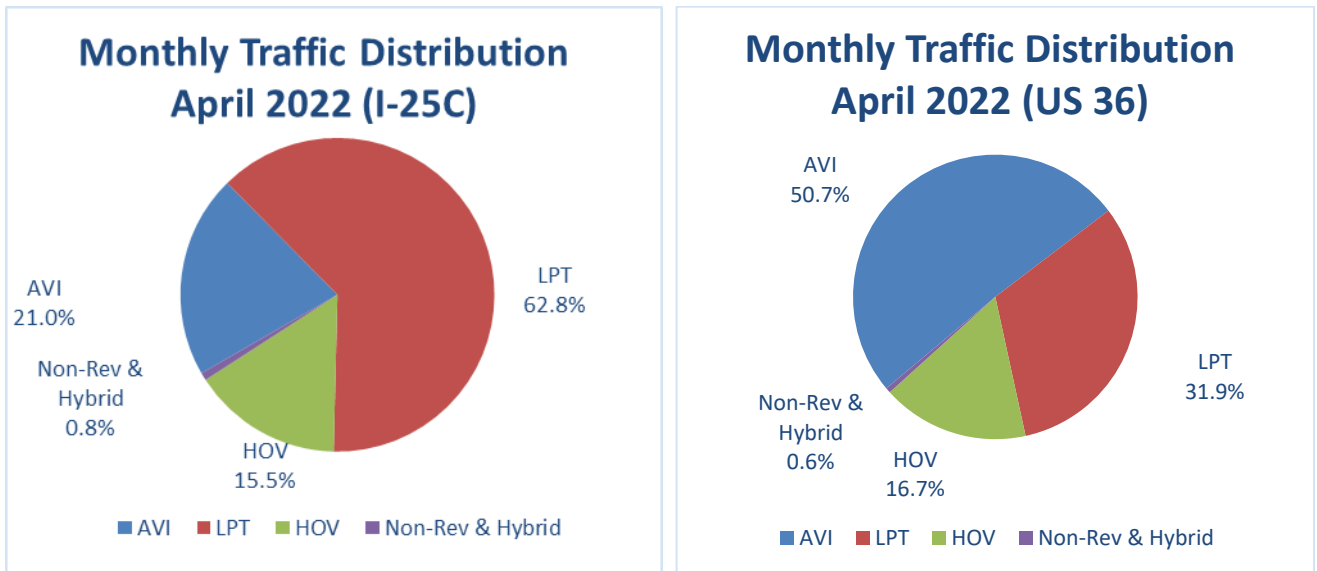
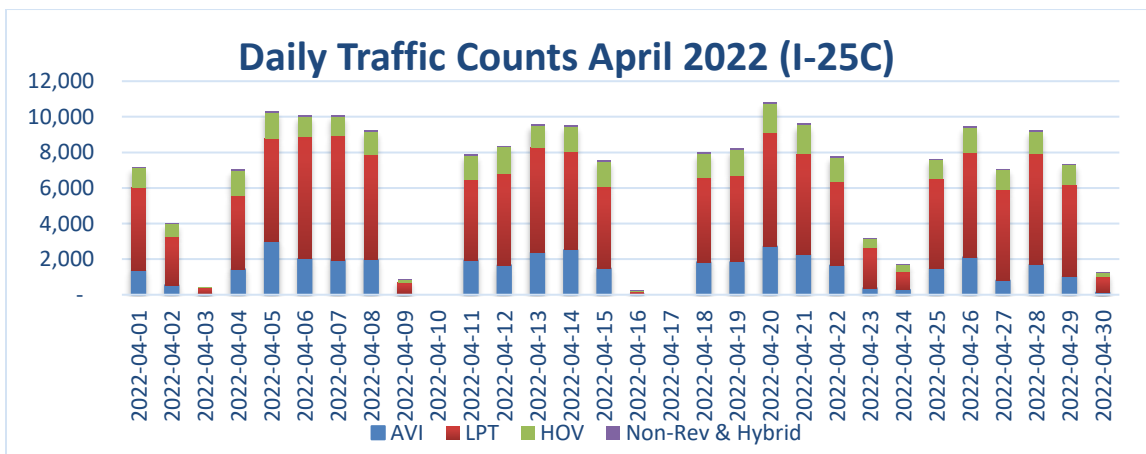


Figure 1 – Monthly Traffic Distribution



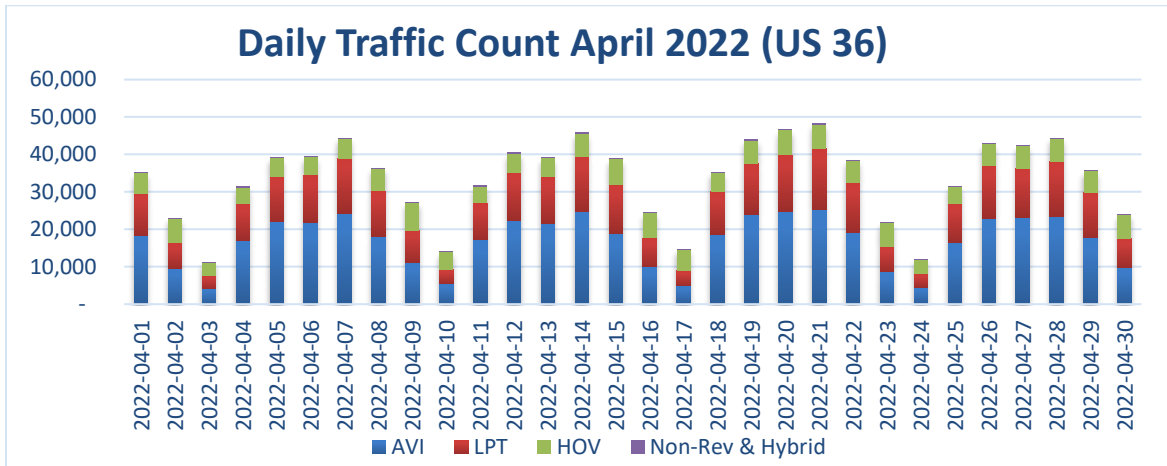


Figure 2 – Daily Traffic Counts

2.0 REVENUES

During the month of April 2022, PRD collected \$457,147 and \$672,529 from users of the I-25 Central and US36 Managed Lanes, respectively. For purposes of this report, revenues are recognized at the time of collection, which is typically sometime after they have been incurred for those customers who are billed based on their license plate. For example, if a single-occupant vehicle uses the lanes in October but pays in January, the associated revenue is attributed to January.

3.0 OPERATIONAL INCIDENTS, ISSUES, AND CLOSURES

The project had numerous routine debris removals, lighting incidents, guardrail incidents, sign incidents, and graffiti control during the month. The routine lighting, guardrail, roadway markings and sign incidents are all planned for repair within the allowable response period and several previously identified lighting incidents were repaired. All incidents were responded to and rectified within the allowable timeframes.

Date	Start	Stop	Duration
July 7, 2021	08:16	08:54	0:38
July 9, 2021	16:04	16:50	0:46
July 12, 2021	17:52	18:44	0:52
July 22, 2021	07:42	08:13	0:31
July 27, 2021	06:50	07:16	0:26
July 28, 2021	17:45	18:11	0:26

July 30, 2021	17:20	18:02	0:42
August 9, 2021	13:55	14:39	0:44
August 19, 2021	09:08	09:42	0:34
August 27, 2021	16:34	17:20	0:46
August 31, 2021	18:18	19:09	0:53
September 2, 2021	07:46	08:24	0:38
September 9, 2021	16:08	16:52	0:44
September 9, 2021	18:06	18:56	0:50
September 15, 2021	16:59	17:28	0:29
September 17, 2021	17:01	17:36	0:35
September 24, 2021	07:39	08:25	0:46
September 24, 2021	15:23	16:23	1:00
September 24, 2021	18:18	18:34	0:16
September 27, 2021	08:05	08:41	0:36
September 30, 2021	08:06	08:33	0:27
October 2, 2021	14:11	15:05	0:54
October 13, 2021	07:45	08:11	0:26
October 20, 2021	06:52	07:19	0:27
October 21, 2021	06:44	07:08	0:24
October 23, 2021	15:26	16:38	1:12
October 25, 2021	09:07	10:18	1:11
October 27, 2021	08:45	09:24	0:39
October 28, 2021	10:35	11:00	0:25
November 11, 2021	13:53	14:25	0:32
November 10, 2021	07:38	08:15	0:37
November 13, 2021	18:55	19:30	0:35
November 15, 2021	07:44	08:09	0:25
November 18, 2021	07:40	08:51	1:11
November 23, 2021	17:34	18:35	1:01
November 26, 2021	16:29	17:18	0:49
December 1, 2021	17:28	20:40	3:12
December 2, 2021	18:16	18:55	0:39
December 7, 2021	15:27	15:46	0:19
December 8, 2021	06:26	07:04	0:38

December 16, 2021	17:48	18:13	0:25
December 21, 2021	17:14	17:40	0:26
January 3, 2022	18:36	19:15	0:39
January 7, 2022	18:26	19:30	1:04
January 10, 2022	07:30	08:28	0:58
January 14, 2022	16:26	17:00	0:34
January 17, 2022	15:15	16:11	0:56
January 21, 2022	10:43	14:04	3:21
January 25, 2022	08:00	15:48	07:48
January 26, 2022	07:48	09:07	0:19
February 8, 2022	07:48	08:46	0:58
March 2, 2022	17:00	17:52	0:52
March 11, 2022	07:42	09:01	1:19
March 15, 2022	16:45	18:03	1:18
March 17, 2022	09:19	09:50	0:31
March 24, 2022	18:00	18:55	0:55
April 7, 2022	13:05	13:51	0:46
April 25, 2022	16:30	17:03	0:33
April 25, 2022	17:42	18:40	0:58
April 25, 2022	17:54	18:42	0:48
April 26, 2022	05:00	05:42	0:42
Total			55 hours 25 minutes
Remaining Closure Hours Available (Ref: CA 29.7)			0 hours 0 minutes

Table 2 – Managed Lanes Closures to Date

The table below provides a listing of ETCS items recorded this month, consistent with Appendix 6-2 of Schedule 6.

Element ID	Cat	Element	Performance Item	PRD Notified	Contractual Cure Period	Cure Achieved
None						

Table 3 – ETCS Issues per CA Schedule 6 Appendix 6-2

The table below provides a status of all Noncompliance categories in accordance with paragraph 1.2 of Schedule 10.

Non-compliance Location	Nature	Cause	Cure Date	Uncured Non-compliance Point	Unexpired Non-compliance Point	365 Day Expiration Date	1095 Day Expiration Date
None							

Table 4 – Status of Noncompliance Categories

4.0 MEAN TIME BETWEEN FAILURE (MTBF) AND MEAN TIME TO REPAIR (MTTR)

Mean Time Between Failure (MTBF) and Mean Time To Repair (MTTR) data is provided in the table below. Only Maintained Elements that were repaired during the reporting period and had a failure type breakdown are listed in the table. We consider a breakdown to be a failure when the element cannot be used for its intended purpose until repaired.

Maintained Element	Mean Time Between Failure (MTBF) (Hours)	Mean Time To Repair (MTTR) (Hours)
None	N/A	N/A

Table 5 – Mean Time Between Failure & Mean Time To Repair


OPERATIONS AND
MAINTENANCE
MONTHLY REPORT
APRIL 2022

US 36 and I-25 Express
Lanes Project

Prepared for:

Plenary Roads Denver, LLC
1700 Lincoln Street, Suite 3000
Denver, CO 80203

Attention: Mr. Christian Guevara, PE

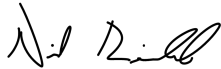


Prepared By:

Ferrovial Services
10525 West 120th Avenue
Broomfield, CO 80021
United States of America

Nick Reinsvold
Project Manager

OPERATIONS AND MAINTENANCE – MONTHLY REPORT APRIL 2022 US 36 and I-25 Express Lanes Project

Revision	Date	Approved
Rev. 0	05/10/2022	

This report titled *Operations and Maintenance Monthly Report, April 2022* has been prepared by Ferrovial Services for the exclusive use of Plenary Roads Denver, LLC (PRD). No other party is an intended beneficiary of this report or the information, opinions, and conclusions contained herein. Any use by any party other than PRD of any of the information, opinions, or conclusions is the sole responsibility of said party. The use of this report shall be at the sole risk of the user regardless of any fault or negligence of PRD or Ferrovial Services.

The information and analyses contained herein have been completed to a level of detail commensurate with the objectives of the assignment and in light of the information made available to Ferrovial Services at the time of preparation. This report and its supporting documentation have been reviewed and/or checked for conformance with industry-accepted norms. To the best of the information and belief of Ferrovial Services, the information presented in this report is accurate to within the limitations specified herein.

This report is Ferrovial Services pdf file: OM Monthly Report April 2022.pdf. Any reproductions or modifications of this report are uncontrolled and may not be the most recent revision.

The O&M Monthly Report contains all relevant information for the month. Ferrovial Services continues ongoing and preventive maintenance activities for the I-25 and US36 Managed Lanes Project.

Ferrovial Services Commitment to Safety

Ferrovial Services conducted weekly toolbox talk meetings during the month. The purpose of the toolbox talks is to cover important safety items that relate to the project such as near misses, “better ways” as to how safety is conducted for the Project, and discussion on safety procedures for maintenance activities. In addition to the toolbox talks, Ferrovial Services conducts a weekly progress meeting. This is a forum for feedback from staff on Operations, Incident Response, and Maintenance activities.

Toolbox Talks this month included:

- OEM Issues & Recalls.
- Distracted Driving.
- Tips to Avoid Distracted Driving

A. Summary of the Planned Maintenance Activities for the Upcoming Month

Ferrovial Services has identified the upcoming planned maintenance activities as described in Table 1.7.1.3 of The Maintenance Management Plan. These activities include preventative and routine maintenance in order to successfully operate and maintain the Project. A listing of the planned maintenance activities for the month are included below.

Fig. A-1 Planned Maintenance Activities for the Upcoming Month

X – Indicates the day the task is planned.

Performance Standard Identification Number (Table 6.1)	Work Activity-Description	Frequency	May-22																														
			1	2	3	4	5	6	7	8	9	10	11	12	13	14	15	16	17	18	19	20	21	22	23	24	25	26	27	28	29	30	31
			S	M	T	W	T	F	S	S	M	T	W	T	F	S	S	M	T	W	T	F	S	S	M	T	W	T	F	S	S	M	T
ML-1	MAINTENANCE PATROL	Daily		X	X	X	X	X			X	X	X	X				X	X	X	X	X			X	X	X	X	X			X	X
ML-1	FLEXIBLE PAVEMENT OBSERVATION / REPAIR	F-52		X							X							X							X				X				
ML-1	RIGID PAVEMENT OBSERVATION / REPAIR	F-52		X							X							X							X				X				
ML-2	DRAINAGE (INLET) OBSERVE/ CLEAN / REPAIR	F-12												X																			
ML-2	DRAINAGE (PIPE/CULVERT) OBSERVE / CLEAN / RPR	F-12																			X												
ML-4	DELINEATORS & MARKERS OBSERVE / CLEAN / REPAIR	F-12																										X					
ML-5	GUARDRAIL, SAFETY BARRIER	F-12																			X												
ML-6	SIGN OBSERVATION / REPAIR	F-52			X						X								X							X							X
ML-8	STREET LIGHTING OBSERVATION / REPAIR	F-52				X					X										X						X						
ML-8	ELECTRICAL SUPPLY INSPECTION / REPAIR	F-12		X																													
ML-8	ACCESS PANEL OBSERVATION / REPAIR	F-12		X																													
ML-10	HERBICIDE & WEED CONTROL MAINTENANCE	F-52			X						X										X					X							X
ML-12	GRAFFITI OBSERVATION / REMOVAL	F-52				X					X								X						X								
ML-14	MECHANICAL ROAD SWEEPING	F-12		X	X	X	X	X																									
ML-14	LITTER OBSERVATION / REMOVAL	Daily		X	X	X	X	X			X	X	X	X				X	X	X	X	X			X	X	X	X	X			X	X
ML-15	NODE BUILDING 2 MAINTENANCE	F-1																			X												
ML-15	SAND STORAGE DOME MAINTENANCE	F-1																			X												
ML-15	LIQUID STORAGE FACILITY MAINTENANCE	F-1																			X												
	REVERSIBLE LANE OPERATIONS	Daily		X	X	X	X	X			X	X	X	X				X	X	X	X	X			X	X	X	X	X			X	X

Frequency of Activity:

Daily – Daily Activity

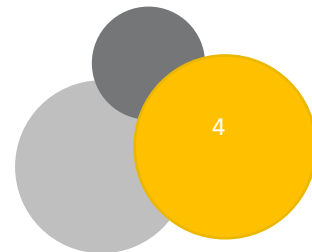
F-4 – Quarterly Activity

F-52 – Weekly Activity

F-2 – Semi-Annual Activity

F-12 – Monthly Activity

F-1 – Annual Activity



B. Summary of Performed and Completed Maintenance Activities

Fig. B-1 Performed and Complete Maintenance Activities for Prior Month

Performance Standard Identification Number (Table 6.1)	Work Activity-Description	Frequency	Apr-22																														
			1	2	3	4	5	6	7	8	9	10	11	12	13	14	15	16	17	18	19	20	21	22	23	24	25	26	27	28	29	30	31
			F	S	S	M	T	W	T	F	S	S	M	T	W	T	F	S	S	M	T	W	T	F	S	S	M	T	W	T	F	S	S
ML-1	MAINTENANCE PATROL	Daily	X			X	X	X	X	X			X	X	X	X			X	X	X	X	X			X	X	X	X	X			
ML-1	FLEXIBLE PAVEMENT OBSERVATION / REPAIR	F-52				X																				X			X				
ML-1	RIGID PAVEMENT OBSERVATION / REPAIR	F-52																								X							
ML-2	DRAINAGE (INLET) OBSERVE/ CLEAN / REPAIR	F-12												X																			
ML-2	DRAINAGE (PIPE/CULVERT) OBSERVE / CLEAN / RPR	F-12							X													X											
ML-4	DELINEATORS & MARKERS OBSERVE / CLEAN / REPAIR	F-12					X	X				X	X																				
ML-5	GUARDRAIL, SAFETY BARRIER	F-12				X	X	X	X	X												X											
ML-6	SIGN OBSERVATION / REPAIR	F-52						X						X					X							X							
ML-8	STREET LIGHTING OBSERVATION /REPAIR	F-52	X					X						X								X							X				
ML-8	ELECTRICAL SUPPLY INSPECTION / REPAIR	F-12	X																														
ML-8	ACCESS PANEL OBSERVATION / REPAIR	F-12	X																														
ML-10	HERBICIDE & WEED CONTROL MAINTENANCE	F-52							X	X			X										X			X	X	X	X	X			
ML-12	GRAFFITI OBSERVATION / REMOVAL	F-52												X																X			
ML-14	MECHANICAL ROAD SWEEPING	F-12																								X	X	X	X	X			
ML-14	LITTER OBSERVATION / REMOVAL	Daily	X			X	X	X	X	X			X	X	X	X			X	X	X	X	X			X	X	X	X	X			
ML-15	NODE BUILDING 2 MAINTENANCE	F-1																				X											
ML-15	SAND STORAGE DOME MAINTENANCE	F-1																				X											
ML-15	LIQUID STORAGE FACILITY MAINTENANCE	F-1																				X											
	REVERSIBLE LANE OPERATIONS	Daily	X			X	X	X	X	X			X	X	X	X	X			X	X	X	X	X			X	X	X	X	X		

X Indicates the day of the month that the task was completed.



Fig. B-2 Work Accomplished This Month

TASK,CNCRTE,BARRIER,MAINT,307.00,CDOT,FT	15
TASK,COURTESY,ASSISTANCE,329.00,CDOT,HR	240.0
TASK,DELINEATOR,MAINT,304.00,CDOT,EA	95
TASK,DITCH,STREAM,MAINT,206.00,CDOT,LF	805
TASK,FENCE,GATE,MAINT,216.00,CDOT,LF	7,705
TASK,FLEX,PAVEMT,PATCH,152.00,CDOT,YD2	11
TASK,GRAFFITI,REMOVE,218.98,CDOT,FT2	93
TASK,LITTER,TRASH,CLEAN,218.00,CDOT,YD3	18
TASK,METAL,GRDRAIL,MAINT,306.00,CDOT,FT	115.6
TASK,MINOR,DRAINSTR,MAINT,202.00,CDOT,EA	12
TASK,RDWY,ATTENUATR,MAINT,316.00,CDOT,EA	1
TASK,RESPONSE,INCIDENT,329.99,CDOT,HR	5.0
TASK,ROADWAY,DEBRIS,HAZD,218.99,CDOT,YD3	21
TASK,SIGN,MULTPOST,MAINT,303.00,CDOT,EA	2
TASK,SIGN,SSGLPOST,MAINT,302.00,CDOT,EA	58
TASK,SWEEPING,HAND,222.00,CDOT,HR	13.0
TASK,SWEEPING,MACHINE,220.00,CDOT,MI	48.0
TASK,TRAFFIC,GATE,MAINT,314.99,CDOT,EA	1,200
TASK,TRAFFIC,TOLL,OPERAT,314.97,CDOT,HR	294
TASK,TRAINING,MEETING,103.00,CDOT,HR	18.0
TASK,VEG,CTRL,PESTICD,256.00,CDOT,AC	17
TASK,VEG,HAND,MOW,TRIM,254.00,CDOT,HR	4.0

C. Summary of Planned Maintenance that was Not Completed for the Month

Ferrovial Services completed all scheduled maintenance activities for the month. Frequencies and/or actual date of the month of some activities may have been adjusted based on actual conditions.

D. Summary of the Maintenance Activities and Results Performed for the Month Beyond Planned Maintenance

A summary of unplanned maintenance activities provided below:

Snow and Ice Control: None

Courtesy Patrol: None

Hazardous Materials Incidents: None

E. Operating Contractor's Incident Response Logs Related to Maintenance Activities

This section provides a summary of Ferrovial Services performance related to the Performance and Measurement Criteria listed in Appendix 6-1.1 of the Operating Contract.

The table below provides a listing of items recorded this month:

Element Category	Description	Location	Notified	Response to Defects		
				Category 1		Category 2
				Hazard Mitigation	Permanent Remedy	Permanent Repair
GP5.1	BARRIER WALL (Impact Damage)	MP 38.2 EB	2/10/2022 04:11:00	N/A	N/A	Reqd: 6 Months Resp: 4/20/2022 00:30 Actual: 2.29 Months
GP2.1	DITCH (Excessive Accumulation)	MP 51.4 WB	2/21/2022 17:30:00	N/A	N/A	Reqd: 6 Months Resp: 4/8/2022 14:00 Actual: 1.52 Months
GP5.2	ATTENUATOR (Impact Damage)	MP 57.2 EB	3/3/2022 07:41:00	N/A	N/A	Reqd: 6 Months Resp: 4/8/2022 21:00 Actual: 1.21 Months
GP6.1	SIGN (Sign Down)	MP 51.8 WB	3/4/2022 14:54:00	N/A	N/A	Reqd: 6 Months Resp: 4/1/2022 12:00 Actual: 0.92 Months
GP5.1	GUARDRAIL (Impact Damage)	MP 50.4 EB	3/7/2022 07:19:00	N/A	N/A	Reqd: 6 Months Resp: 4/6/2022 21:00 Actual: 1.01 Months
GP9.2	FENCE (Fence Down)	MP 39.7 WB	3/18/2022 05:04:00	N/A	N/A	Reqd: 6 Months Resp: 4/8/2022 02:00 Actual: 0.69 Months
GP6.1	SIGN (Sign Down)	MP 39.7 WB	3/18/2022 05:04:00	N/A	N/A	Reqd: 6 Months Resp: -- Actual: In Progress
GP6.1	SIGN (Sign Down)	MP 51.2 WB	3/28/2022 03:10:00	N/A	N/A	Reqd: 6 Months Resp: 4/6/2022 12:00 Actual: 0.31 Months
GP1.1	DEBRIS (Mattress Removed from Lanes)	MP 43.0 WB	4/5/2022 13:30:00	Reqd: 1 Hours Resp: 4/5/2022 13:48 Actual: 0.29 Hours	N/A	N/A
GP1.1	DEBRIS BOXES (Boxes Removed from Lanes)	MP 48.0 WB	4/5/2022 12:27:00	Reqd: 1 Hours Resp: 4/5/2022 12:40 Actual: 0.21 Hours	N/A	N/A
GP6.1	SIGN (Sign Down)	MP 45.6 EB	4/5/2022 09:11:00	N/A	N/A	Reqd: 6 Months Resp: 4/7/2022 10:05 Actual: 0.06 Months
GP1.1	DEBRIS (Wood Removed from Lanes)	MP 47.0 WB	4/6/2022 11:35:00	Reqd: 1 Hours Resp: 4/6/2022 12:11 Actual: 0.60 Hours	N/A	N/A
GP6.1	SIGN (Sign Turned)	MP 37.4 EB	4/6/2022 07:43:00	N/A	N/A	Reqd: 6 Months Resp: 4/8/2022 10:45 Actual: 0.07 Months
GP1.1	DEBRIS (Wood Removed from Lanes)	MP 50.4 WB	4/11/2022 15:17:00	Reqd: 1 Hours Resp: 4/11/2022 15:41 Actual: 0.39 Hours	N/A	N/A
GP12.1	GRAFFITI	MP 39.2 EB	4/12/2022 06:14:00	N/A	Reqd: 10 Days Resp: 4/12/2022 15:17 Actual: .37 Days	N/A
GP12.1	GRAFFITI	MP 57.3 EB	4/12/2022 10:07:00	N/A	Reqd: 10 Days Resp: 4/13/2022 22:08 Actual: 1.50 Days	N/A
GP5.2	ATTENUATOR (Impact Damage)	MP 50.1 EB	4/12/2022 16:00:00	N/A	N/A	Reqd: 6 Months Resp: -- Actual: In Progress
GP1.1	DEBRIS (Debris Removed from Lanes)	MP 53.0 EB	4/15/2022 12:42:00	Reqd: 1 Hours Resp: 4/15/2022 13:00 Actual: 0.29 Hours	N/A	N/A
GP10.4	TREES (Dead Tree Removed from ROW)	MP 39.3 WB	4/15/2022 14:59:00	N/A	Reqd: 28 Days Resp: 4/18/2022 13:02 Actual: 2.91 Days	N/A
GP5.1	GUARDRAIL (Impact Damage)	MP 46.9 WB	4/18/2022 05:26:00	N/A	N/A	Reqd: 6 Months Resp: -- Actual: In Progress

Element Category	Description	Location	Notified	Response to Defects		
				Category 1		Category 2
				Hazard Mitigation	Permanent Remedy	Permanent Repair
GP1.1	DEBRIS (Bumper On Shoulder)	MP 57.3 EB	4/19/2022 12:41:00	Reqd: 1 Hours Respd: 4/19/2022 13:12 Actual: 0.51 Hours	N/A	N/A
GP1.1	DEBRIS (Trash Bag Removed from Lanes)	MP 52.2 EB	4/19/2022 11:02:00	Reqd: 1 Hours Respd: 4/19/2022 11:15 Actual: 0.21 Hours	N/A	N/A
GP1.1	DEBRIS (Metal Removed from Lanes)	MP 43.4 WB	4/20/2022 10:18:00	Reqd: 1 Hours Respd: 4/20/2022 10:57 Actual: 0.65 Hours	N/A	N/A
GP1.1	DEBRIS (Ladder Removed from Lanes)	MP 42.0 EB	4/20/2022 10:18:00	Reqd: 1 Hours Respd: 4/20/2022 10:21 Actual: 0.04 Hours	N/A	N/A
GP1.1	DEBRIS (Container Removed from Lanes)	MP 52.2 EB	4/21/2022 10:28:00	Reqd: 1 Hours Respd: 4/21/2022 10:49 Actual: 0.34 Hours	N/A	N/A
GP9.1	FENCE (Fire Damage Repair)	MP 39.6 WB	4/21/2022 13:55:00	N/A	N/A	Reqd: 6 Months Respd: -- Actual: In Progress
GP6.1	SIGN (Signs Down)	MP 54.8 EB	4/25/2022 09:58:00	N/A	N/A	Reqd: 6 Months Respd: 4/25/2022 11:00 Actual: 0.01 Months
GP1.1	DEBRIS (Ladder Removed from Lanes)	MP 52.2 EB	4/25/2022 10:32:00	Reqd: 1 Hours Respd: 4/25/2022 11:00 Actual: 0.46 Hours	N/A	N/A
GP1.1	DEBRIS (Plastic Sheet Removed from Lanes)	MP 51.8 WB	4/25/2022 14:08:00	Reqd: 1 Hours Respd: 4/25/2022 14:45 Actual: 0.61 Hours	N/A	N/A
GP1.1	DEBRIS (Trash Bags Removed from Lanes)	MP 50.0 EB	4/25/2022 16:48:00	Reqd: 1 Hours Respd: 4/25/2022 17:00 Actual: 0.20 Hours	N/A	N/A
GP6.1	SIGN (Sign Down)	MP 48.6 EB	4/25/2022 06:19:00	N/A	N/A	Reqd: 6 Months Respd: 4/25/2022 08:21 Actual: 0.01 Months
GP6.1	SIGN (Sign Down)	MP 47.0 EB	4/25/2022 06:24:00	N/A	N/A	Reqd: 6 Months Respd: 4/25/2022 09:25 Actual: 0.01 Months
GP1.1	DEBRIS (Tire Removed from Lanes)	MP 54.0 EB	4/25/2022 14:08:00	Reqd: 1 Hours Respd: 4/25/2022 14:30 Actual: 0.36 Hours	N/A	N/A
GP6.1	SIGN (Sign Down)	MP 50.4 WB	4/25/2022 07:27:00	N/A	N/A	Reqd: 6 Months Respd: 4/25/2022 10:28 Actual: 0.01 Months
GP12.1	GRAFFITI	MP 56.9 EB	4/27/2022 08:56:00	N/A	Reqd: 10 Days Respd: 4/27/2022 18:58 Actual: 0.41 Days	N/A
GP6.1	SIGN (Sign Down)	MP 45.7 WB	4/27/2022 07:59:00	N/A	Reqd: 6 Months Respd: -- Actual: In Progress	N/A

All items were completed within the required response time. Items that are *In Progress* are still within the allowed response time.

F. Detailed Results of All Inspections, Assessments, and Testing Activities

During this reporting period there were no special inspections, assessments, or testing results outside normal operating condition.

G. Monthly Toll System Performance Reports

Toll system operated within proposed parameters per Ferrovial Services observations.

H. Preventative Maintenance Plan and Progress

Preventative Maintenance work is contingent on Initial Works Package implementation.

I, J. Mean Time between Failure (MTBF), Mean Time to Repair (MTTR)

No Maintained Elements experienced a failure type breakdown this month. Ferrovial Services considers a breakdown to be a failure when the element cannot be used for its intended purpose until repaired.